

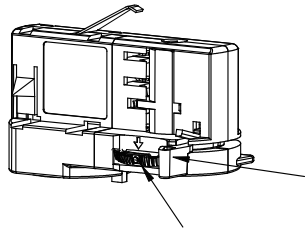
HANDLEIDING/MANUAL/ANLEITUNG COLOURDROP TRACKSPOTS



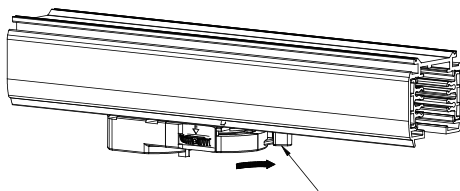
KOOPMANINTERLIGHT.NL
INTERLIGHTGMBH.DE



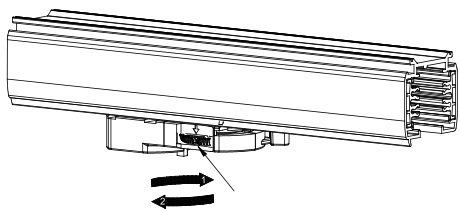
INSTALLATIE/INSTALLATION/INSTALLATION



- (NL) Schuif hendel naar links, zet knop op ● positie
- (EN) Push lever to the left, switch to ● position
- (DE) Hebel nach links bewegen, schalter auf Position ●

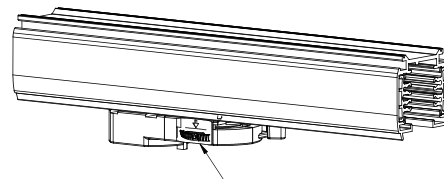


- (NL) Plaats de trackspot in de rail
- (EN) Place the track spot in the rail
- (DE) Setzen Sie den Track Spot in die Schiene

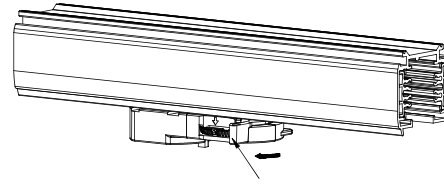


- (NL) Schuif de hendel naar positie 1, 2 of 3
- (EN) Move the lever to position 1, 2 or 3
- (DE) Hebel in Stellung 1, 2 oder 3 bringen

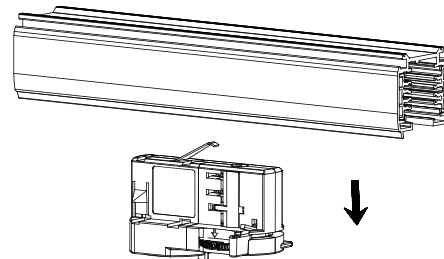
DE-INSTALLATIE/DE-INSTALLATION/DE-INSTALLATION



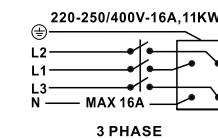
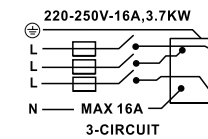
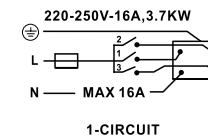
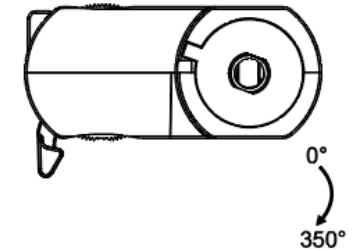
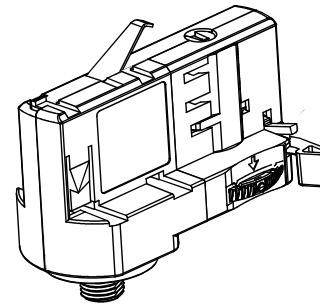
- (NL) Draai de knop op OFF
- (EN) Turn the knob to OFF
- (DE) Drehen Sie den Drehknopf auf OFF



- (NL) Schuif hendel naar links
- (EN) Push lever to the left
- (DE) Hebel nach links bewegen



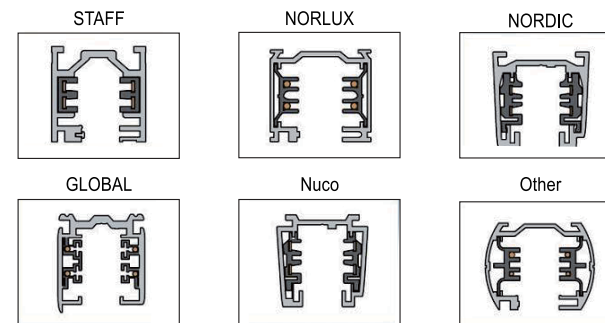
- (NL) Neem de trackspot uit de rail
- (EN) Remove the track spot from the rail
- (DE) Nehmen Sie den Track Spot aus der Schiene



- (NL) Deze led trackspot is toepasbaar in vrijwel alle bestaande railsystemen. Zoals Staff, Norlux, Global, Nuco en Nordic.

- (EN) This LED trackspot can be used in almost all existing track systems. Such as Staff, Norlux, Global, Nuco and Nordic.

- (DE) Dieser LED-Trackspot kann in fast allen bestehenden Schienensystemen verwendet werden. Dazu gehören Staff, Norlux, Global, Nuco und Nordic.



E Dit product bevat een lichtbron van energie-efficiëntieklasse E.
This product contains a light source of energy efficiency class E.
Dieses Produkt enthält eine Lichtquelle der Energieeffizienzklasse E

- (NL) Voor meer informatie over dit product: www.koopmaninterlight.nl
- (EN) For more information on this product: www.koopmaninterlight.nl
- (DE) Für weitere Informationen zu diesem Produkt: www.koopmaninterlight.nl